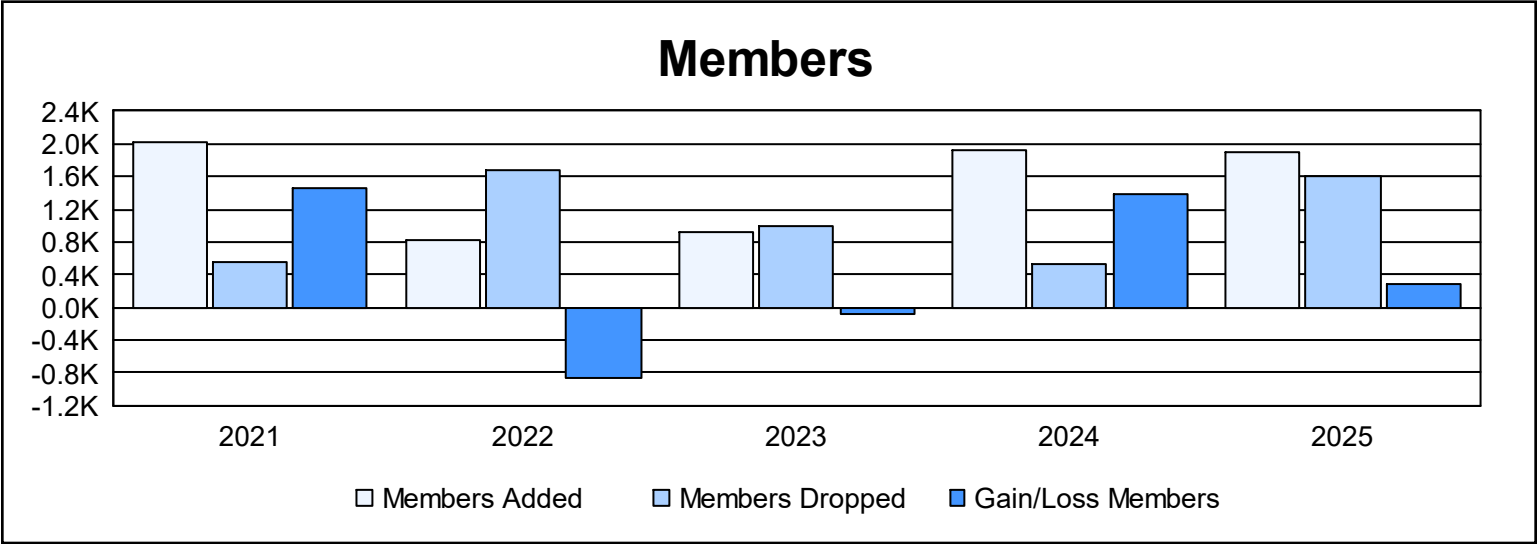
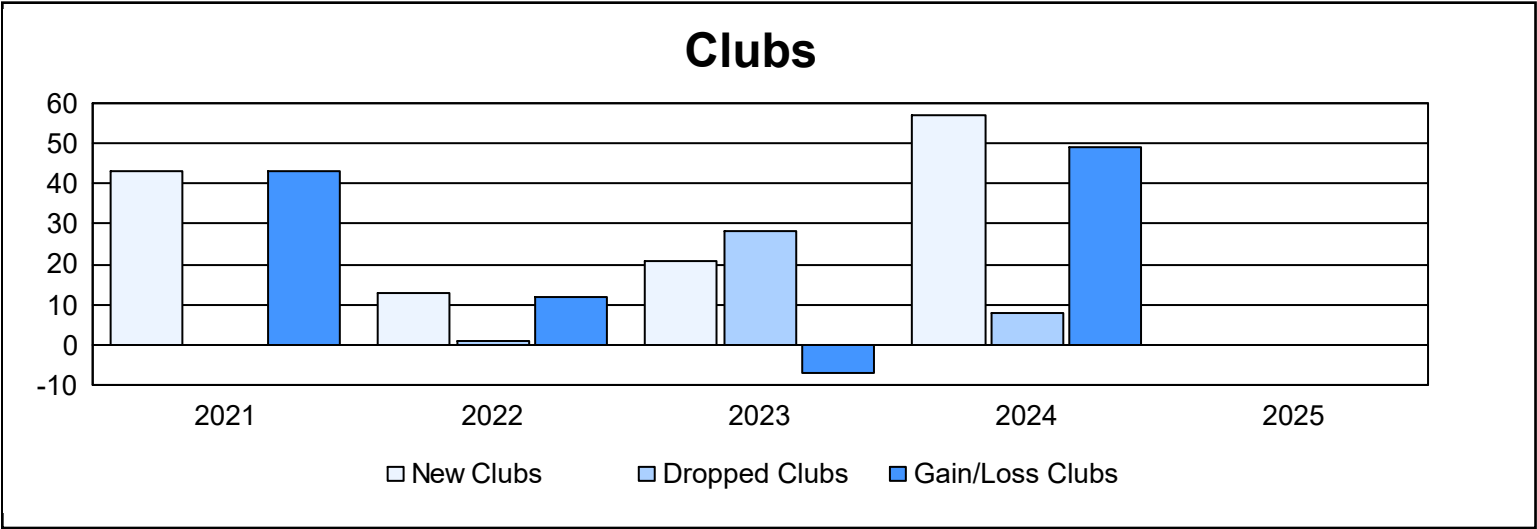
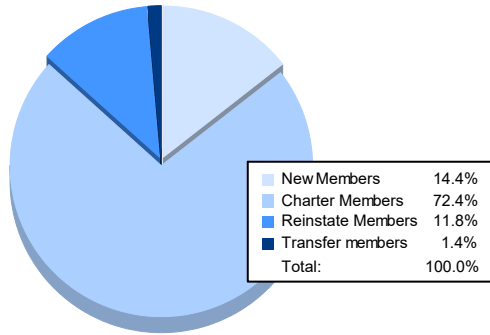


Year	New Clubs	Dropped Clubs	Gain/ Loss Clubs	New Members	Charter Members	Reinstate Members	Transfer Members	Total Member Added	Total Members Dropped	Gain/ Loss Members
2020-2021	43	0	43	778	1,185	34	15	2,012	564	1,448
2021-2022	13	1	12	359	412	31	20	822	1,686	-864
2022-2023	21	28	-7	389	495	39	5	928	1,005	-77
2023-2024	57	8	49	663	1,192	57	13	1,925	538	1,387
2024-2025				274	1,376	224	27	1,901	1,608	293
Average	34	9	24	493	932	77	16	1,518	1,080	437



### Membership Composition June 2025 Cumulative



### Gender Composition June 2025 Cumulative

